



©Mattel




©Mattel

**Rules & Tips - Back**




©Mattel

Blue answer sheet - Back



P12 puzzle - Back



P13 puzzle - Back



©Mattel

Purple answer sheet - Back



Purple answer sheet - Back



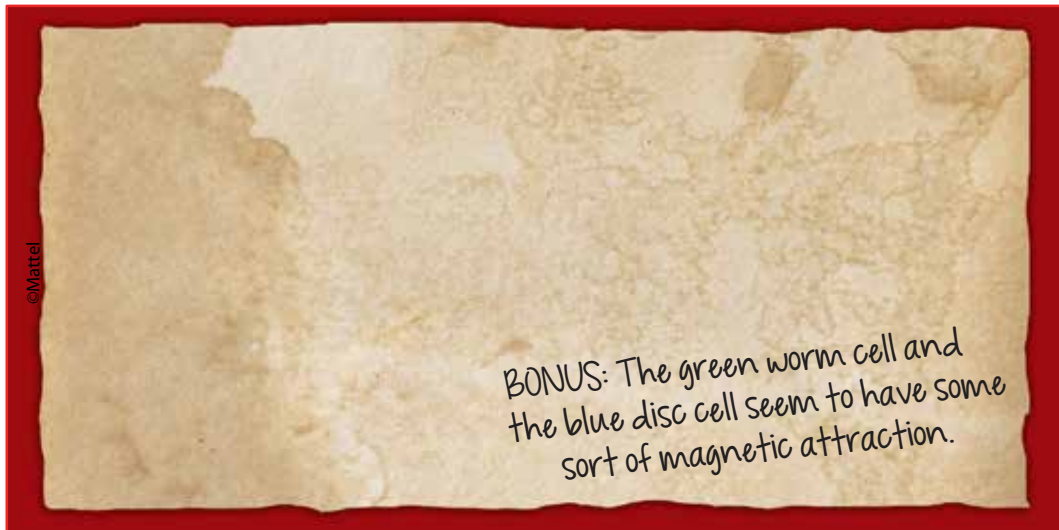
P2 puzzle - Back







Red answer sheet - Back



©Mattel

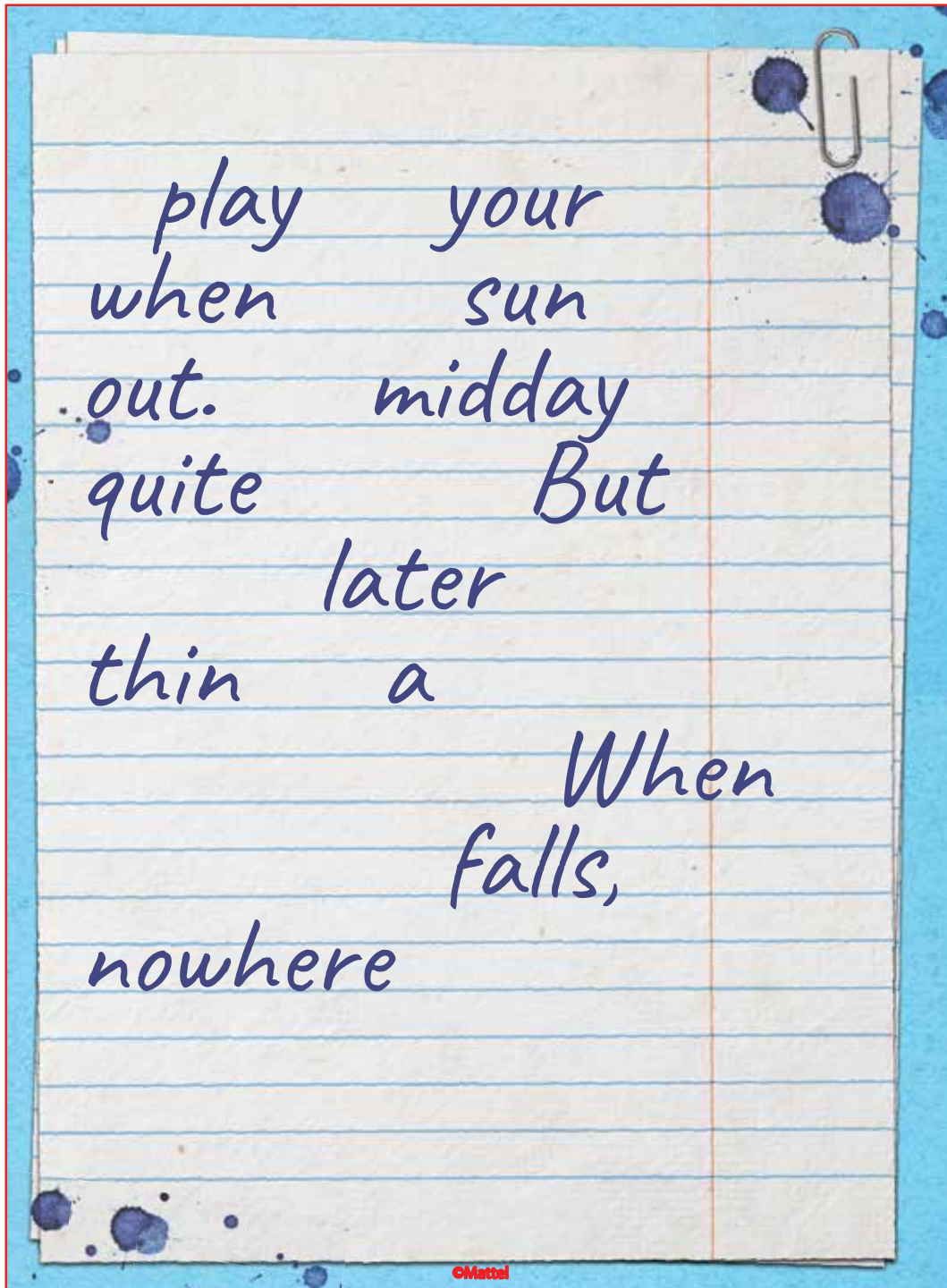
BONUS: The green worm cell and  
the blue disc cell seem to have some  
sort of magnetic attraction.


1 of 3	P A J N	Final 2: Take each letter that appears after the letters in P5	C K H B		K I M
2 of 3	I S D W U	Final 3: Make the P15 of the S-A-M game piece align with the blue border to the left. Rearrange the letters not in the P15 to get your answer.	U O A L R		Z G P A E
3 of 3	Final 1: Take each letter in a position divisible by P8	E A R L	O E T K		L S T U

A stack of blank, aged, cream-colored puzzle pieces is shown against a blue background. The pieces are slightly textured and appear to be made of cardboard or a similar material. The stack is centered in the frame, and the top piece is slightly offset to the right, revealing the edges of the pieces underneath. A thin red border is visible around the entire image.

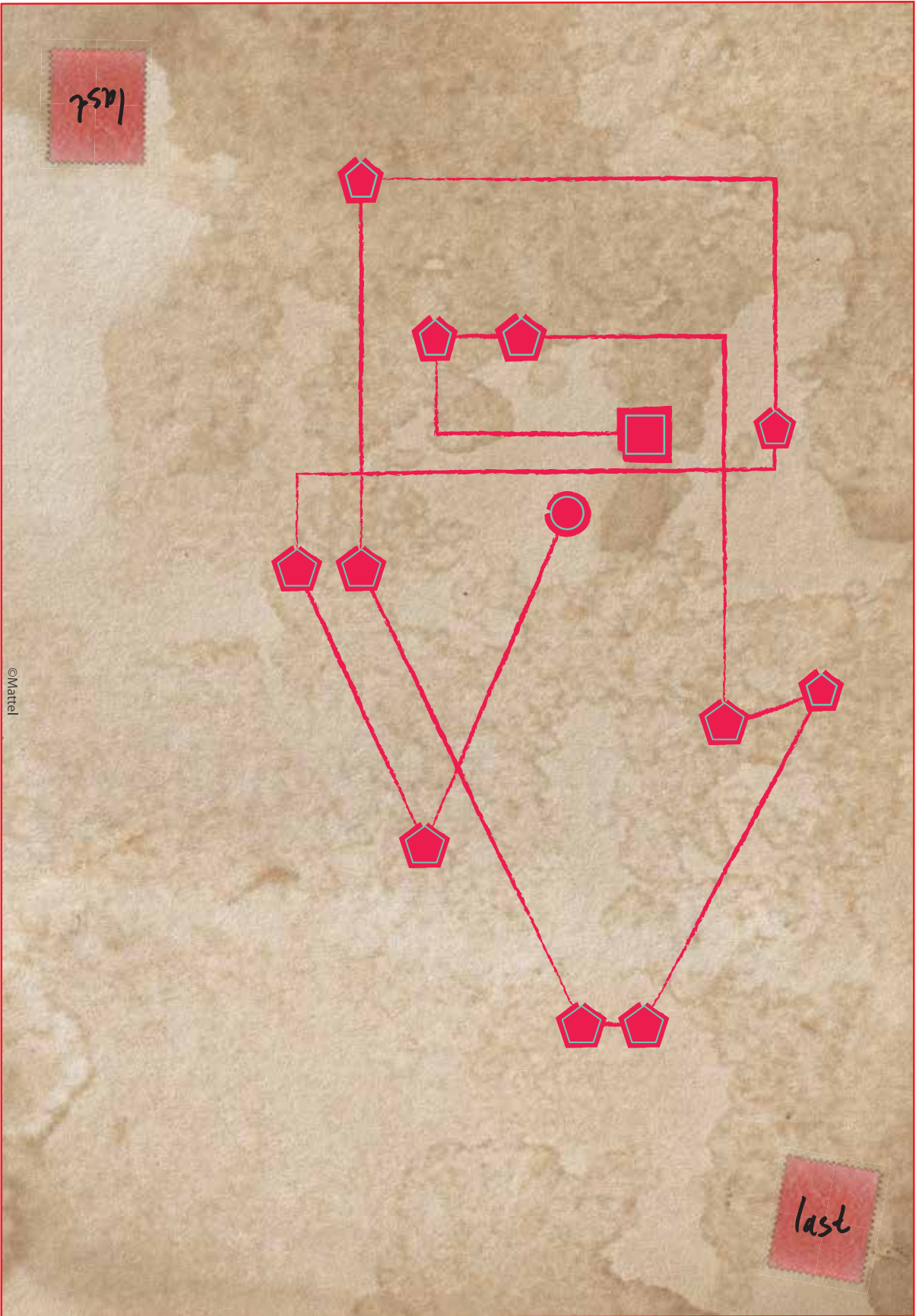
©Mattel

P14 puzzle - Back





Blue "LAST" puzzle - Back




Red "LAST" puzzle - Back





P6 puzzle instructions - Back



P7 puzzle - Back



"Lithia Last" purple puzzle - Back



P4 puzzle - Back

